



## DEAR PARENTS

Holidays are time when you can connect with your child in many ways. As parents are the first and the most important teacher for a child, we can encourage our child to participate in many educational activities at home and promote his/her quest to learn. Working together will not only help your child to build, learn and develop his/her skills but also strengthen your bond with him/her.

## **HOLIDAYS HOMEWORK FOR UKG**

### English

- Revise all the work done in the notebook.
  - Calligraphy- Do page number 19-32.
  - English Reading-Read a,e,i,o sound words from the book .
  - English Rhymes- Revise the rhymes done in the class.
  - Story- Revise story 'Honesty is the best policy'.
  - Note-Prepare your ward for 'Show and tell competition'.
- Topics are as follows:-
- Roll No. 1-9 - Favourite Toy
  - 10-18- Favourite food
  - 19-27- Favourite Pet
  - 28-36- Favourite Game/Sport
  - 37-44- Favourite musical instrument
- Note-The best orators will be chosen for "show and tell competition" and date will be informed later.

### Hindi

- Revise all the work done in the notebook.
  - Hindi Reading:- Read page number 11,13 and 15.
  - Hindi Rhymes:- Revise rhymes विनती, गुड़िया रानी, नए साल, मेरा लट्टू, ।
  - Note- Prepare your ward for Hindi Poem recitation competition.
- Topics are as follow:-
- Roll no. 1-9- दादा जी /दादी जी
  - 10-18 - मेरा देश
  - 19-27- पानी
  - 28-36 - मेरा विध्यालय
  - 37-44 - अच्छी आदते

Students will be selected for Hindi poem recitation competition and date will be informed later.

## Maths

Revise the following topics:-

- Revise all the work done in the notebook.
- Magic in a box :- do page number 24-27,29,44,45,53-59.

## General Knowledge

- Revise topics done in the class.

## Drawing

- Draw and colour candle and ice cream



**NOTE:-** Kindly prepare your ward for solo dance competition.

**Time limit** 2 minutes

**Category-** Western, Classical and Folk.

## ACTIVITY

- Students have to plant a tree or sapling and take its care during the vacation.



Let the students do the activity all by themselves.

- Do practice work of English, Hindi and Maths in rough note book.
- Get the printouts of all the given worksheets from e care pro app.

Paste all the worksheets in a scrap book. Mention your ward's name, class and section

**WE WISH YOU HAPPY SUMMER VACATION**





# Colours

GRADE

Name : \_\_\_\_\_

Class : \_\_\_\_\_

Date :



Colour the flowers according to the colour code given.



red



blue



green









yellow



purple



orange



GA

Parent's Signature : .....

27

Teacher's Signature : .....



# Before, After And Between

GRADE

Name : \_\_\_\_\_

Class : \_\_\_\_\_

Date :



Write the numbers that come before the numbers given in the boxes.

14

20

6

42



Write the numbers that come after the numbers given in the boxes.

6

30

15

37



Write the number that comes between the two numbers in each set.

5



7

27



29

10



12

38



40

Parent's Signature : .....

48

Teacher's Signature : .....



# Greater Than ( $>$ ) And Less Than ( $<$ )

GRADE

Name : \_\_\_\_\_

Class : \_\_\_\_\_

Date :



Put  $>$  or  $<$  in the circles.

$$6 \quad \bigcirc \quad 8$$

$$16 \quad \bigcirc \quad 19$$

$$43 \quad \bigcirc \quad 32$$

$$19 \quad \bigcirc \quad 10$$

$$16 \quad \bigcirc \quad 13$$

$$6 \quad \bigcirc \quad 16$$

$$30 \quad \bigcirc \quad 32$$

$$65 \quad \bigcirc \quad 62$$



Fill in the circles with  $>$  or  $<$ .

$$14 \quad \bigcirc \quad 16$$

$$29 \quad \bigcirc \quad 22$$

$$13 \quad \bigcirc \quad 18$$

$$50 \quad \bigcirc \quad 45$$

$$30 \quad \bigcirc \quad 29$$

$$42 \quad \bigcirc \quad 52$$

$$35 \quad \bigcirc \quad 40$$

$$13 \quad \bigcirc \quad 46$$

MATHS

Parent's Signature : .....

49

Teacher's Signature : .....



Name

Class

Section

English

Date

## Word Formation : 3 letter words

★ Pick the first letter of each picture and join them to form a new '3 letter' word.



+



+






+



+






+



+






+




+






+



+






Grade



9

Teacher's Sign .....











Name \_\_\_\_\_

Class \_\_\_\_\_

Section \_\_\_\_\_

## Vowel Sound

★ Write the words in the correct vowel column. Example : bat  
vowel 'a' so it will come in the first column -a.



a




e




i




o




u






Grade



8

Teacher's Sign .....





# Activity for Holidays

Worksheet  
English

Name .....

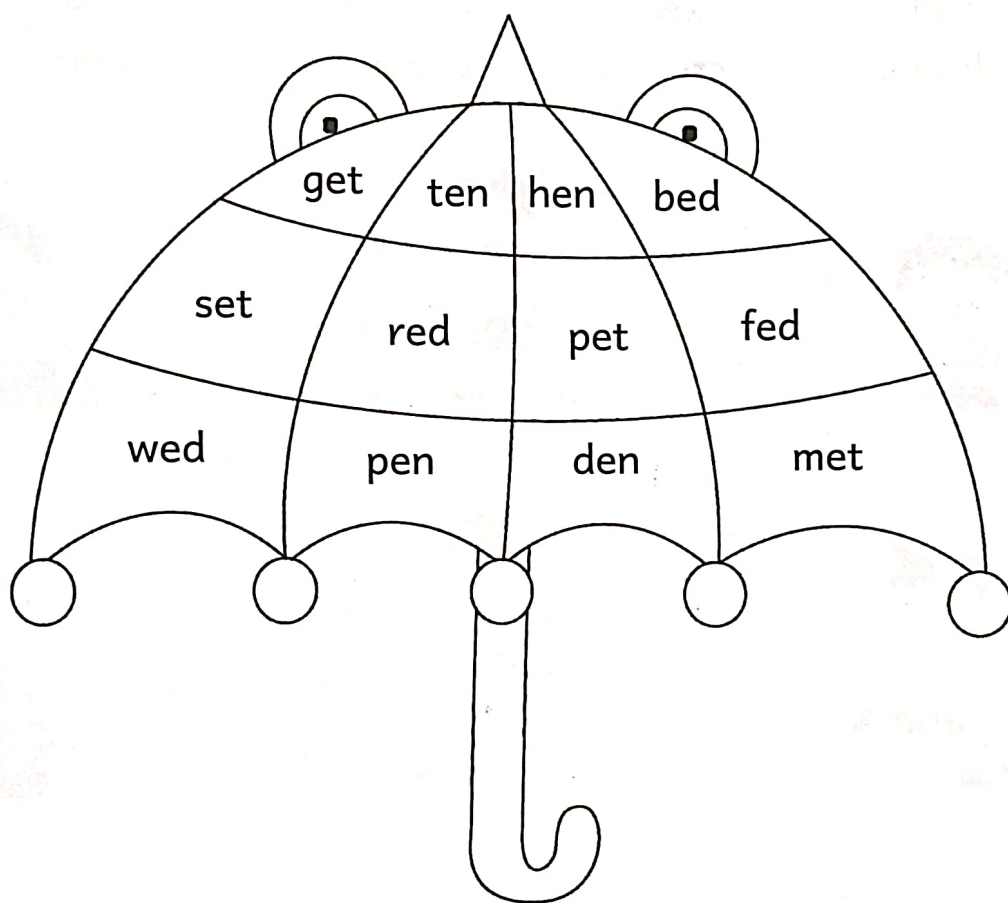
Class .....

Section .....


Date .....

## Colouring Activity

★ Colour all the words ending with 'et' yellow, words ending with 'en' green and words ending with 'ed' red.



★ Read and colour the odd one out.



Grade



19

Teacher's Sign .....


Name

Class

Section

Date

★ वर्षा की गिरती बूँदों को एकत्र कर, उनसे दो व तीन अक्षर के शब्द बनाओ।



.....

.....

.....

.....

.....

.....

.....

.....

.....



Grade

★

★★★★

★★★★★

24

Teacher's Sign .....





# Activity for Holidays

Worksheet

Hindi

Date


Name

Class

Section

## वर्णों का सही क्रम

वर्णों का क्रम ठीक करके शब्द बनाइए।




घटनप



टबनउ



मटमट




कड़स



हलम



सफरअ



लफ



मलक

Grade



25

Teacher's Sign .....





# Activity for Holidays

Worksheet  
Maths

Name

Class

Section

Date

## Odd One Out

★ Cross (X) the odd one out.


1



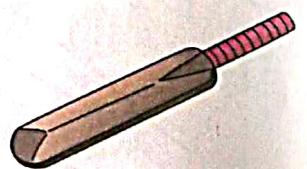


2




3



4



5



Grade



50

Teacher's Sign